



**BUSINESS REGION  
GÖTEBORG**

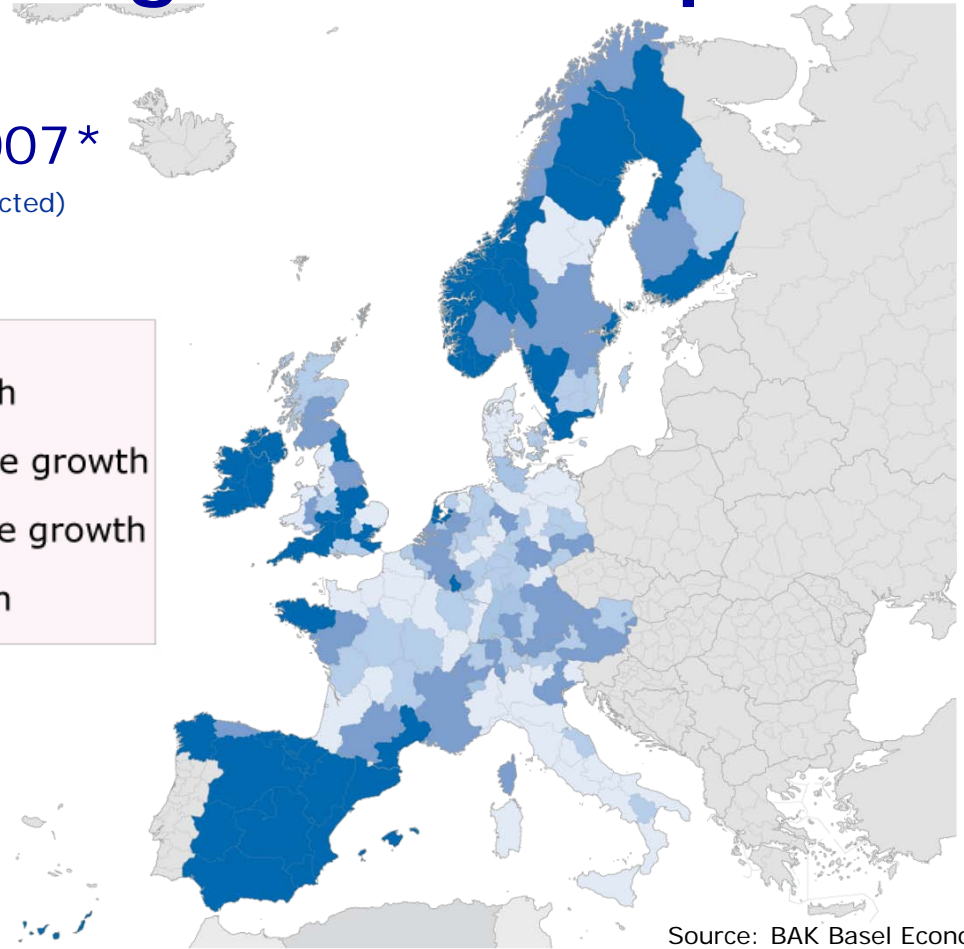
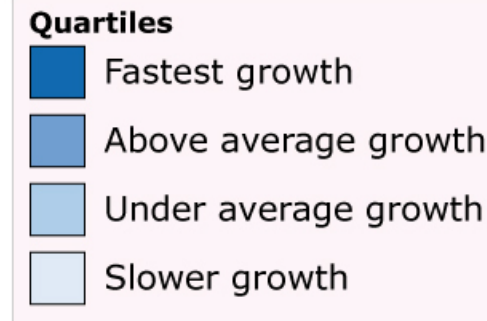


# Growth potential in the Göteborg Region

# The Göteborg Region – among the fastest growth regions in Europe

## Regional GDP growth 2002-2007 \*

(p.a. based on USD at constant prices (2000) and PPP corrected)



\* 2007 are estimated values based on national statistics

Source: BAK Basel Economics

# Increased competitiveness in the Göteborg region

*The Göteborg Region climbs 21 ranks in three years on the World Knowledge Competitiveness Index*

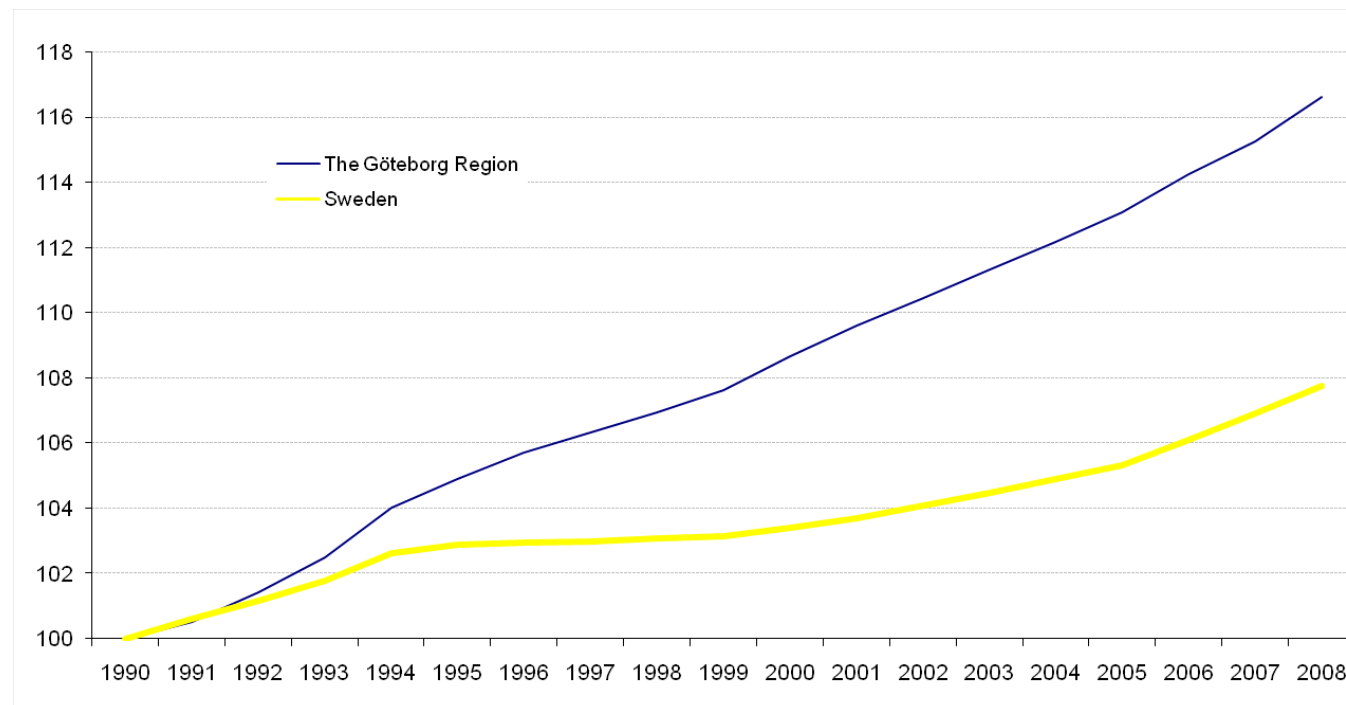
Rank	Region	Rank	Region
1	San Jose-Sunnyvale-Santa Clara, US	11	Los Angeles-Long Beach-Santa Ana, US
2	Boston-Cambridge-Quincy, US	12	Shiga, Japan
3	Hartford, US	13	Grand Rapids, US
4	Bridgeport-Stamford-Norwalk, US	14	Iceland
5	San Francisco-Oakland-Fremont, US	15	Detroit-Warren-Livonia, US
6	Stockholm, Sweden	<b>16</b>	<b>Göteborg, West Sweden</b>
7	Seattle-Tacoma-Bellevue, US	17	Oxnard-Thousand Oaks-Ventura, US
8	Providence-Fall River-Warwick, US	18	Sacramento--Arden-Arcade--Roseville, US
9	Tokyo, Japan	19	West, Netherlands
10	San Diego-Carlsbad-San Marcos, US	20	Pohjois-Suomi, Finland

Source: World Knowledge Competitiveness Index 2008



# Population growth increases purchasing power

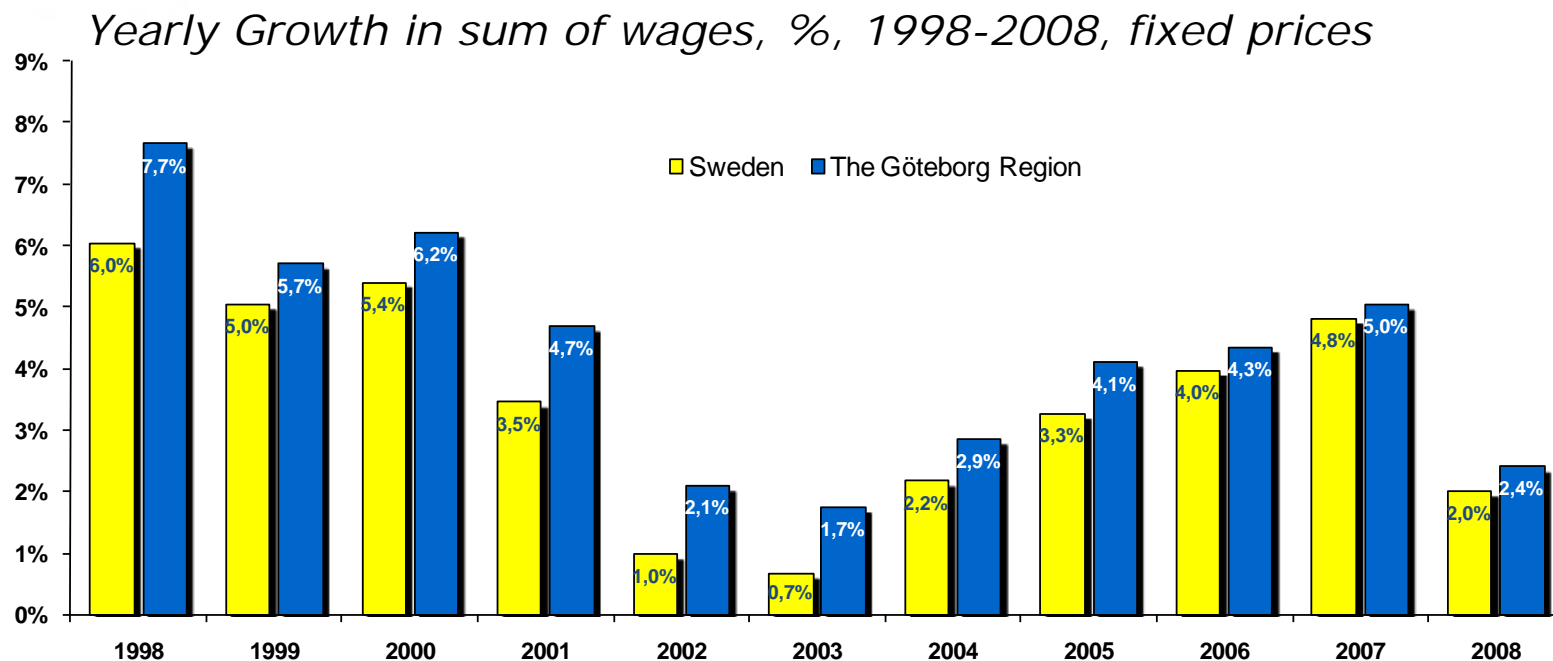
*Population growth in the Göteborg Region outperform the Swedish average*



Population Growth in the Göteborg Region, Population Index (Base year 1990)

Source: Statistics Sweden

# Fast growth in sum of wages in the Göteborg region



Source: Statistics Sweden, Kontrolluppgifterna and Tyréns Temaplan AB

# Definitions

## **Regional growth, BAK Basel**

Benchmark, BAK Basel is a Swiss company conducting interregional benchmarks within Europe. The statistics gathered in their database consists of national data as well as data from Eurostat.

## **Competitiveness WKCI 2008**

The World Knowledge Competitiveness Index 2008 ranks the Göteborg Region as number 16 out of 145 most competitive regions. The index is an overall benchmark of the knowledge, capacity, capability and sustainability of each region and shows to what extent this knowledge is translated into economic value, and transferred into wealth of the citizens of each region.

## **Population growth**

Data is collected from the Swedish official statistics, Statistics Sweden, [www.SCB.se](http://www.SCB.se).

## **Growth in sum of Wages**

Regional growth is best measured by a change in sum of wages, which constitutes approximately 2/3s of the Regional GDP. The sum of wages is updated more frequently than the Regional GDP, thus making it a more reliable indicator of growth.



# For further information

- [www.businessregiongoteborg.com](http://www.businessregiongoteborg.com)
- [info@businessregion.se](mailto:info@businessregion.se)
- Phone: +46 31 61 24 02



Head of Strategy and Analysis

**Henrik Einarsson**

[Henrik.einarsson@businessregion.se](mailto:Henrik.einarsson@businessregion.se)

Head of Business Establishment and Investment

**Petra Sedelius**

[Petra.sedelius@businessregion.se](mailto:Petra.sedelius@businessregion.se)



**BUSINESS REGION  
GÖTEBORG**